



Easy to use

Cross-platform

Works offline

Allows to store the data in the server (no data loss!)

Easy export through csv (even possible with an API)

First steps:

- 1) create an account in epicollect on your computer
- 2) Download the app for the phone and log in

Then you can continue with this guide

On your computer

Click on this link to the public model project

<https://five.epicollect.net/project/lepeu-example>

Click on this link to the public model project

<https://five.epicollect.net/project/lepeu-example>

The project page will open


LepEu_example

Homepage: <https://five.epicollect.net/project/lepeu-example>

Dashboard

- Manage Project
- Form Builder
- Manage Users
- Map Data
- Clone Project
- Manage Entries
- Developers
- API
- Apps

Project Details

 **LE**

Simple form to collect metadata associated with butterflies in the field

Created on Thu 15 Jan 2026, 13:20 UTC

No description yet

Project Settings

Access PRIVATE PUBLIC

Status ACTIVE TRASH LOCK

Visibility LISTED HIDDEN

Category General

For any questions or to report any bugs, please reach out to us at community.epicollect.net


LepEu_example

Homepage: <https://five.epicollect.net/project/lepeu-example>

Clone the project

- Dashboard
- Manage Project
- Form Builder
- Manage Users
- Map Data
- Clone Project
- Manage Entries
- Developers
- API
- Apps

Project Details



Simple form to collect metadata associated with butterflies in the field

Created on Thu 15 Jan 2026, 13:20 UTC

No description yet

Project Settings

Access PRIVATE PUBLIC

Status ACTIVE TRASH LOCK

Visibility LISTED HIDDEN

Category General

For any questions or to report any bugs, please reach out to us at community.epicollect.net


LepEu_example

Homepage: <https://five.epicollect.net/project/lepeu-example>

Clone the project

- Dashboard
- Manage Project
- Form Builder
- Manage Users
- Map Data
- Clone Project
- Manage Entries
- Developers
- API
- Apps

Project Details



Simple form to collect metadata associated with butterflies in the field

Created on Thu 15 Jan 2026, 13:20 UTC

No description yet

Project Settings

Access PRIVATE PUBLIC

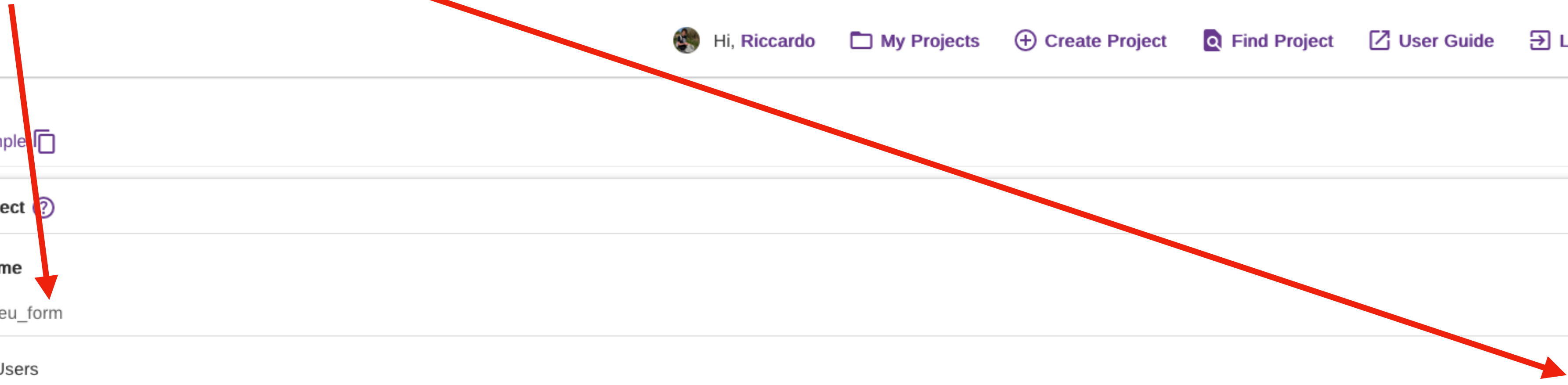
Status ACTIVE TRASH LOCK

Visibility LISTED HIDDEN

Category General

For any questions or to report any bugs, please reach out to us at community.epicollect.net

Insert a name and clone



LepEu_example

Homepage: <https://five.epicollect.net/project/lepeu-example>

- Dashboard
- Manage Project
- Form Builder
- Manage Users
- Map Data
- Clone Project
- Manage Entries
- Developers
- API
- Apps

Clone Project ?

Project name
Poloni_lepieu_form

Clone Users

CLONE

The project will be visible in your dashboard

My Projects

SEARCH FOR PROJECT

SHOW ALL

riccardo.poloni@gmail.com

Projects must be added manually to the mobile apps. [Learn More](#)

PO

POLONI_LEPIEU_FORM

Simple form to collect metadata associated with butterflies in the field

Role: **CREATOR**

Created: **11 Feb 2026**

active hidden public

LEAVE DETAILS VIEW

LE

LEPEU_EXAMPLE

Simple form to collect metadata associated with butterflies in the field

Role: **CREATOR**

Created: **15 Jan 2026**

active hidden public

LEAVE DETAILS VIEW

S2

SAMPLES 2026

Form to collect alcol samples in 2026

Role: **CREATOR**

Created: **05 Nov 2025**

active hidden private

LEAVE DETAILS VIEW

B2

BRAZIL 2025

Morpho temporal niche survey

Role: **CREATOR**

Created: **05 Nov 2025**

active hidden private

LEAVE DETAILS VIEW

DS

S2

In the form builder you can modify the first answer (code) so that it pre-compiles the field with a desired code (for ex. RP26 in my case for samples of 2026). Don't modify the other fields, as they assure the uniformity to the database

LepEu_example

Homepage: <https://five.epicollect.net/project/lepeu-example>

- Dashboard
- Manage Project
- Form Builder
- Manage Users
- Map Data
- Clone Project
- Manage Entries
- Developers
- API
- Apps

Project Details



Simple form to collect metadata associated with butterflies in the field
Created on Thu 15 Jan 2026, 13:20 UTC

No description yet

Project Settings

Access: PRIVATE PUBLIC

Status: ACTIVE TRASH LOCK

Visibility: LISTED HIDDEN

Category: General

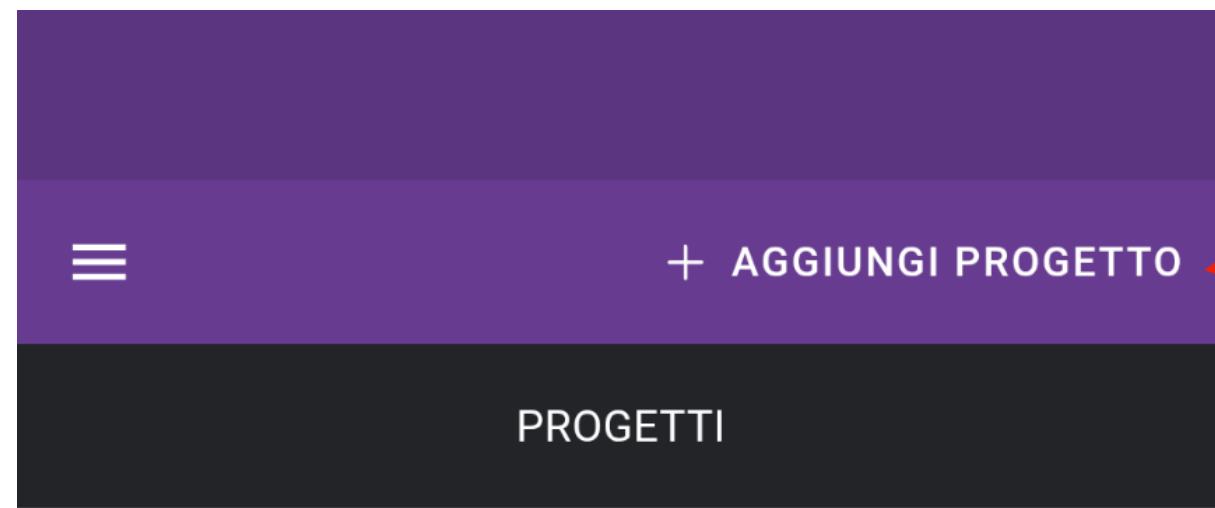
For any questions or to report any bugs, please reach out to us at community.epicollect.net

Select the code


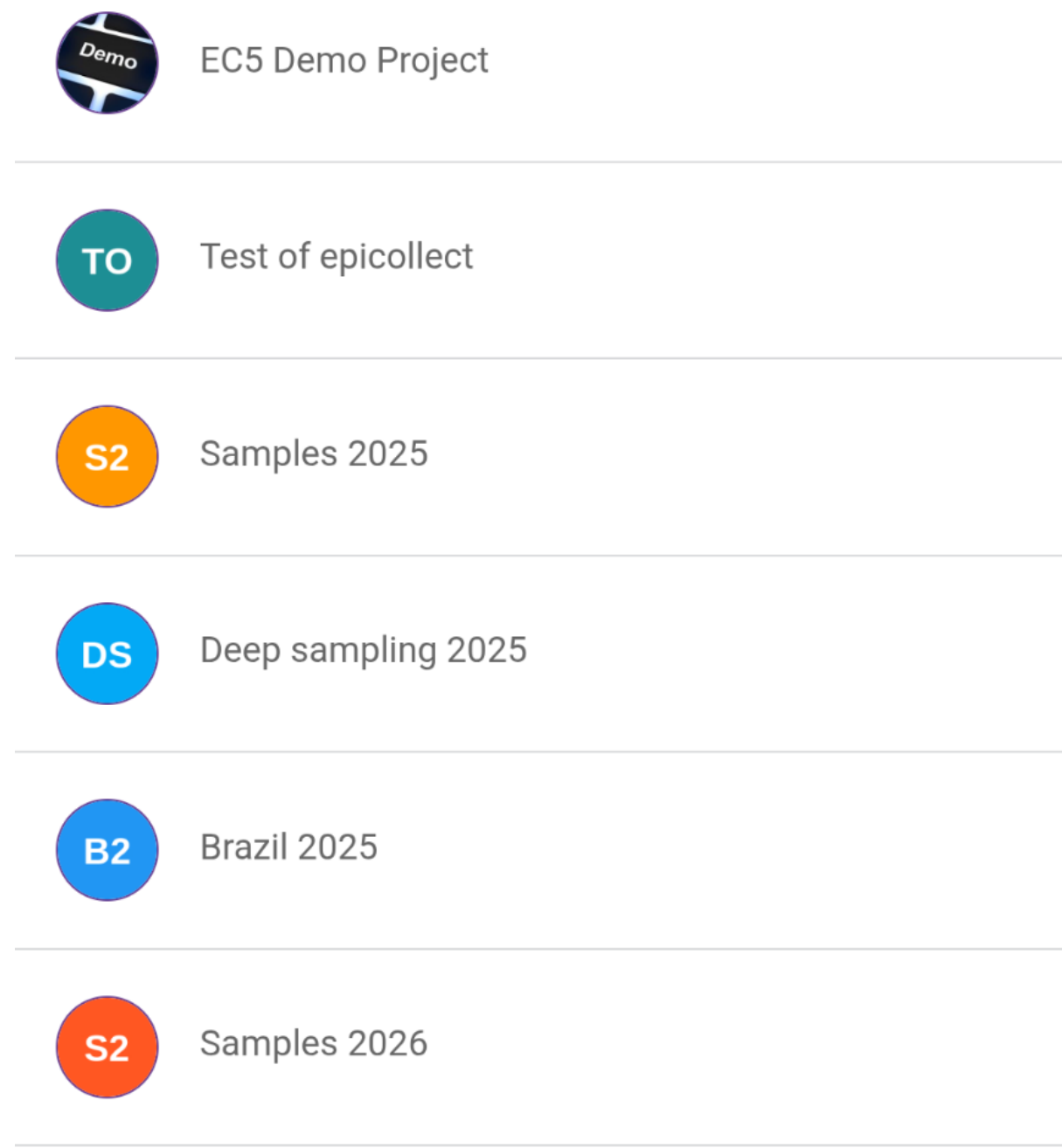
Go to "advanced" and insert an initial answer then save

The screenshot shows a form builder interface for a project named "Poloni_lepieu_form". On the left is a sidebar with various form field types: Text, Numeric, Phone, Date, Time, Dropdown, Radio, Checkbox, Search, Text Box, Readme, Location, Photo, Audio, Video, Barcode, and Branch. The main workspace is divided into two panels. The left panel, titled "Form > Collection", shows a list of fields: Code (selected), Species, GPS, and Date, each with a green checkmark. The right panel, titled "Code", has three tabs: "Properties", "Advanced" (selected), and "Jumps (IF - ELSE)". Under the "Advanced" tab, there is a text input field for "Initial answer" containing "RP26.", a "Match REGEX" field with a question mark icon, and two checkboxes: "Require double entry verification" and "Make answer unique to all Collection entries". At the top right of the workspace are "UNDO" and "SAVE PROJECT" buttons. The top navigation bar includes a "Back" button, the project name "Poloni_lepieu_form", and an "Exit" button. Red arrows from the text above point to the "Collection" label, the "Advanced" tab, the "Initial answer" field, and the "SAVE PROJECT" button.

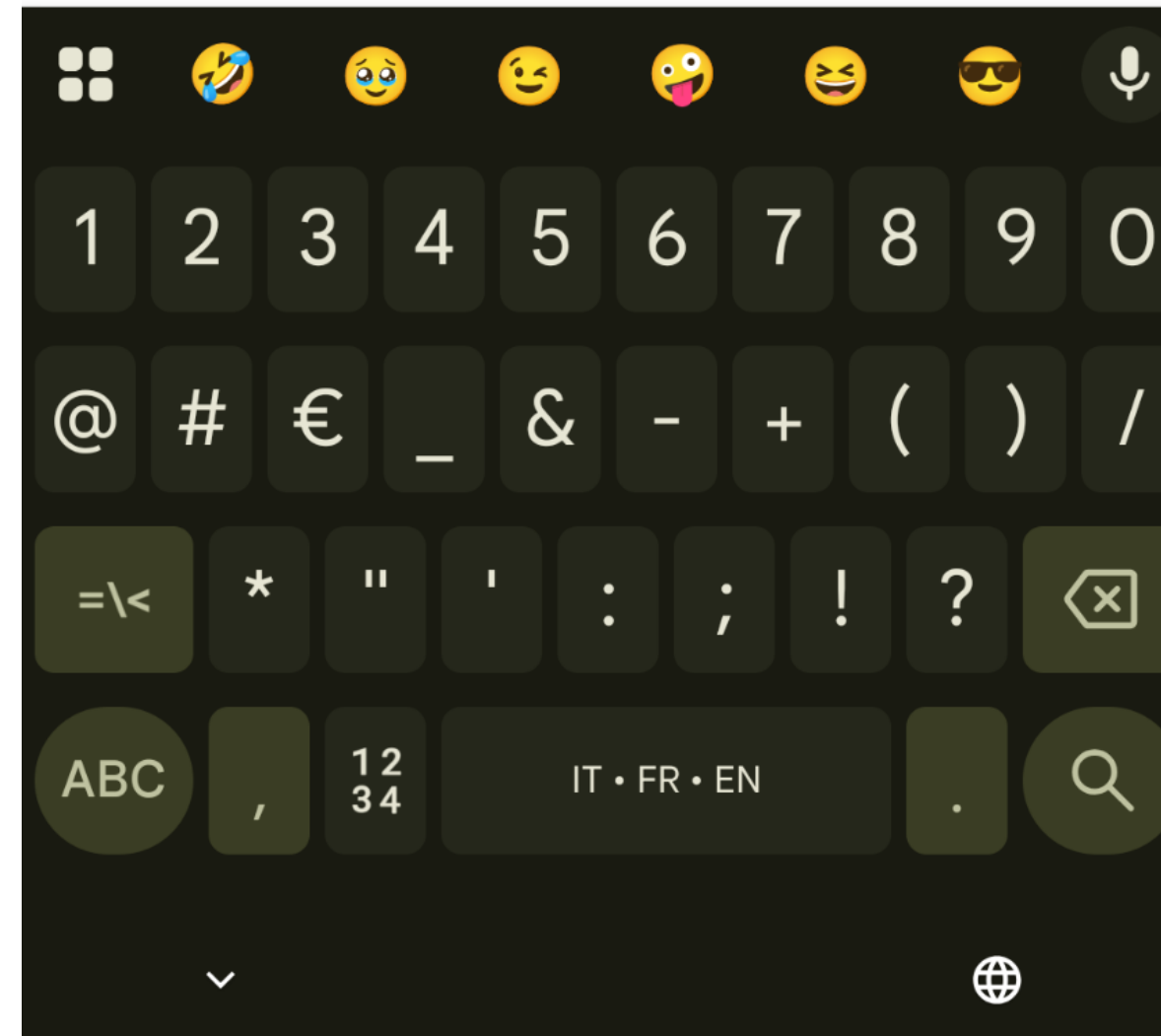
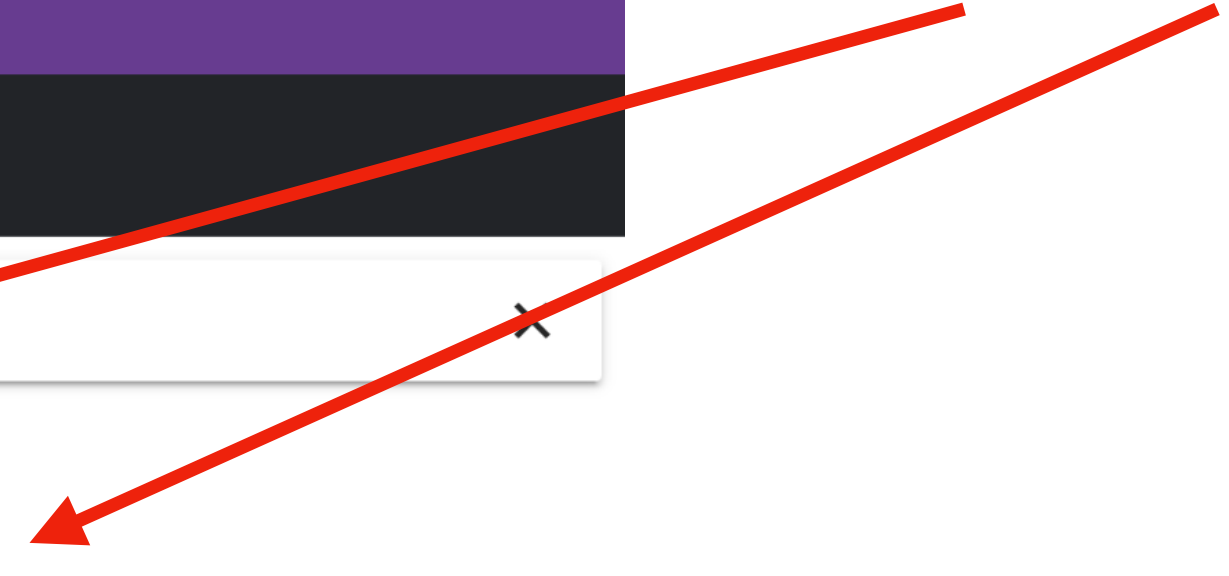
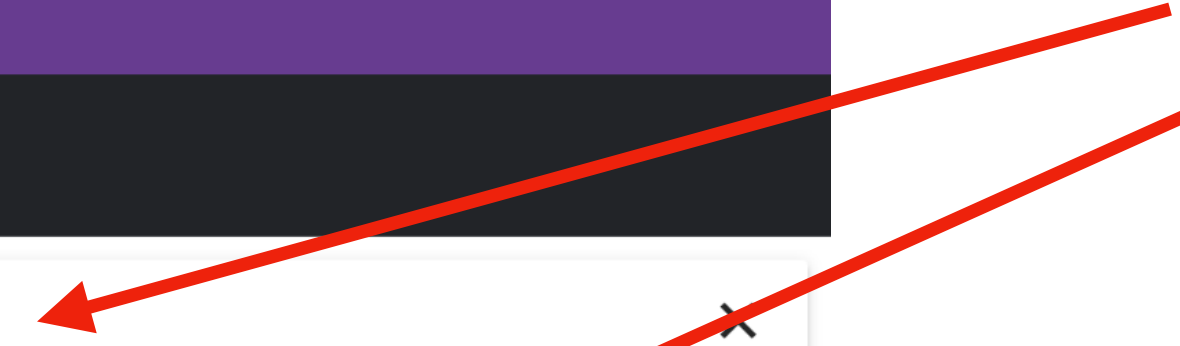
On your phone



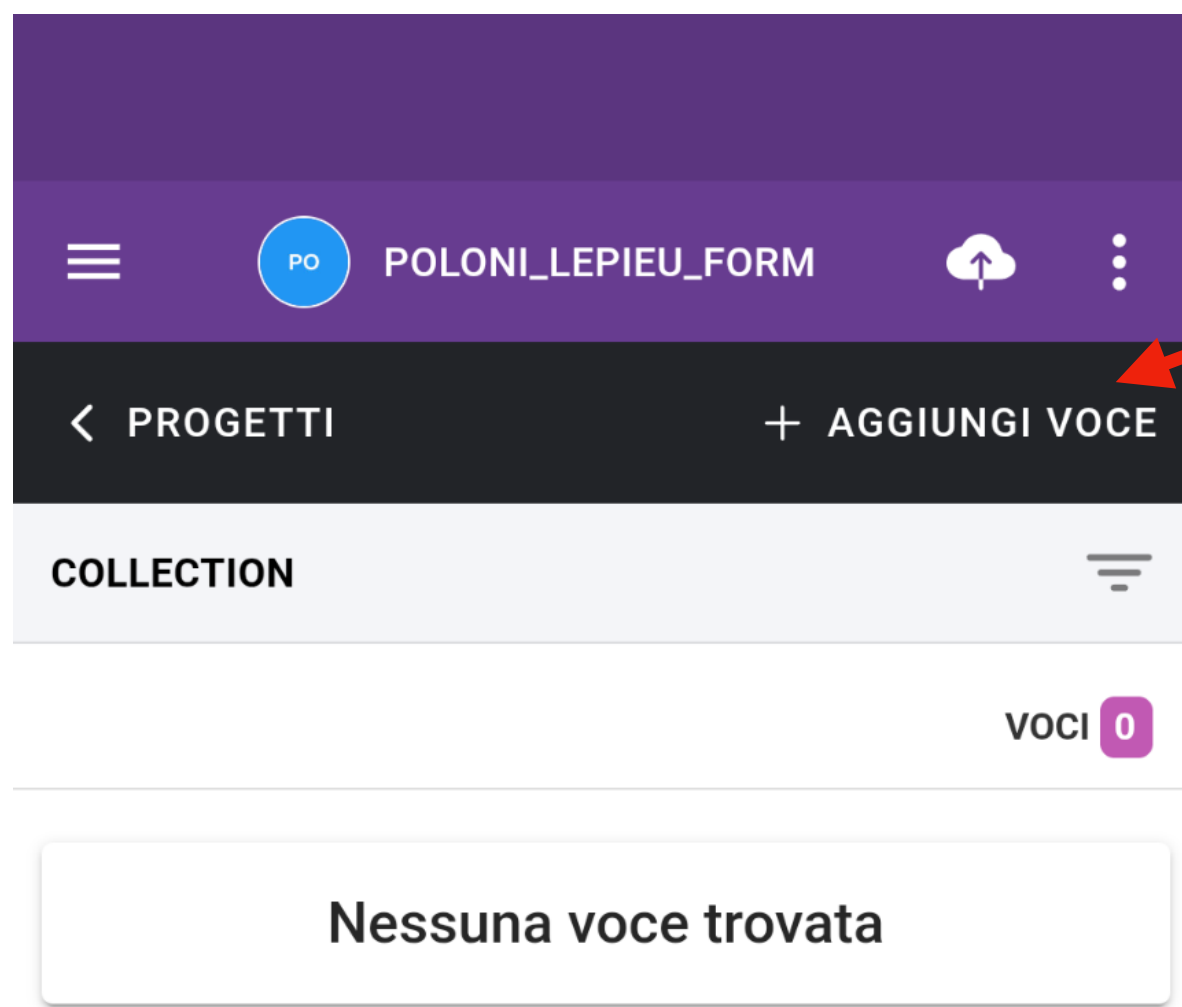
1. Add project



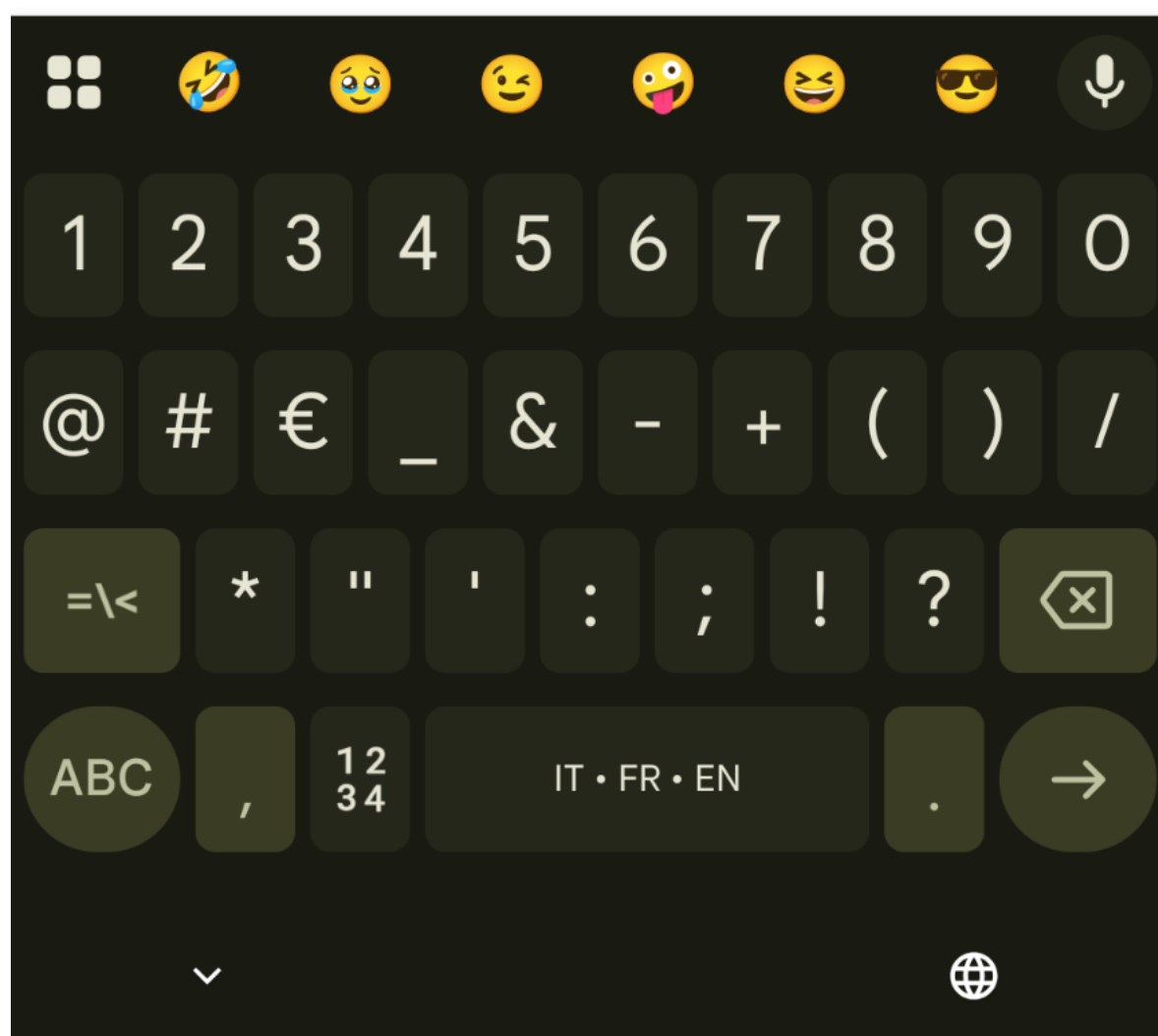
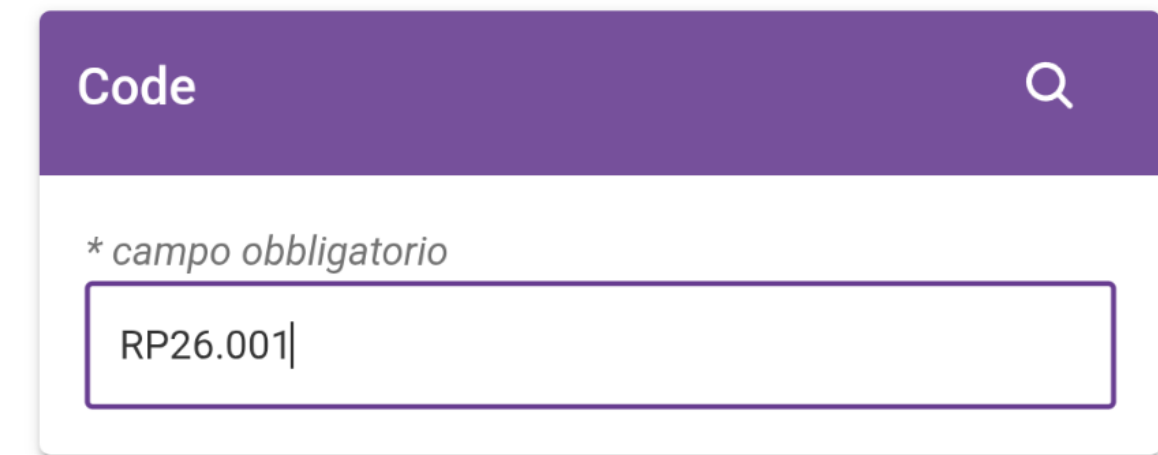
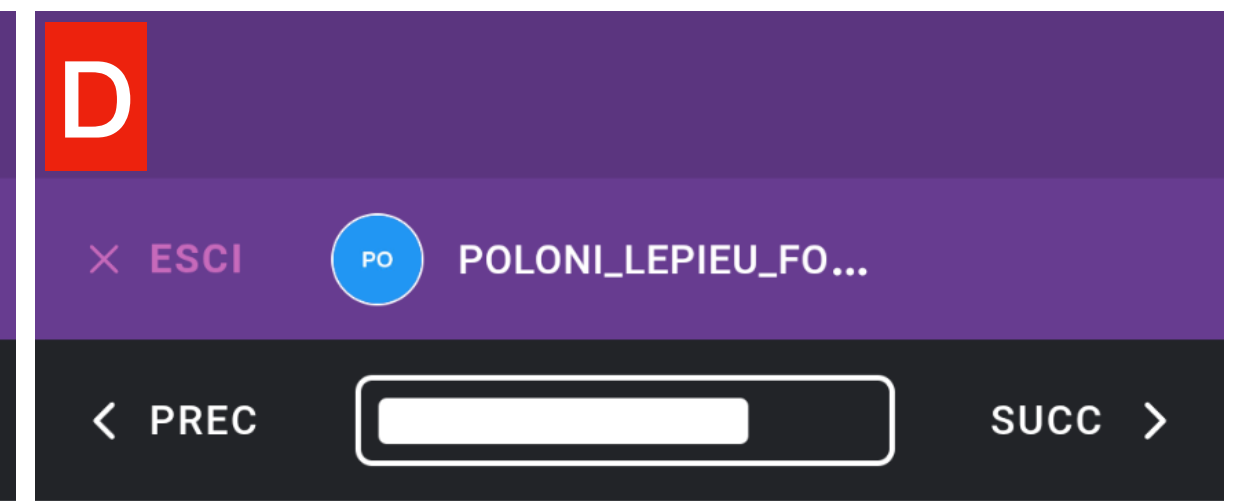
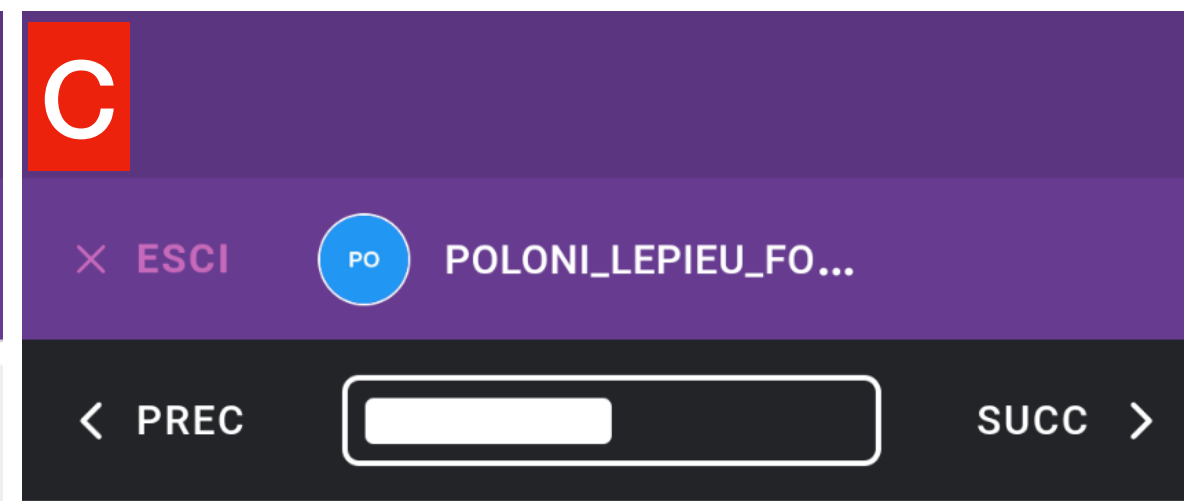
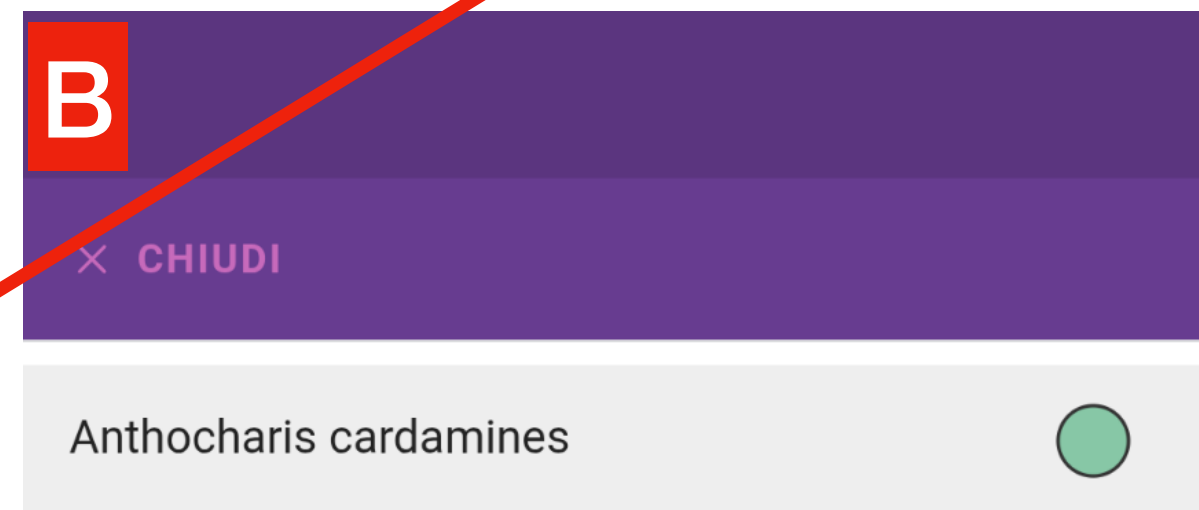
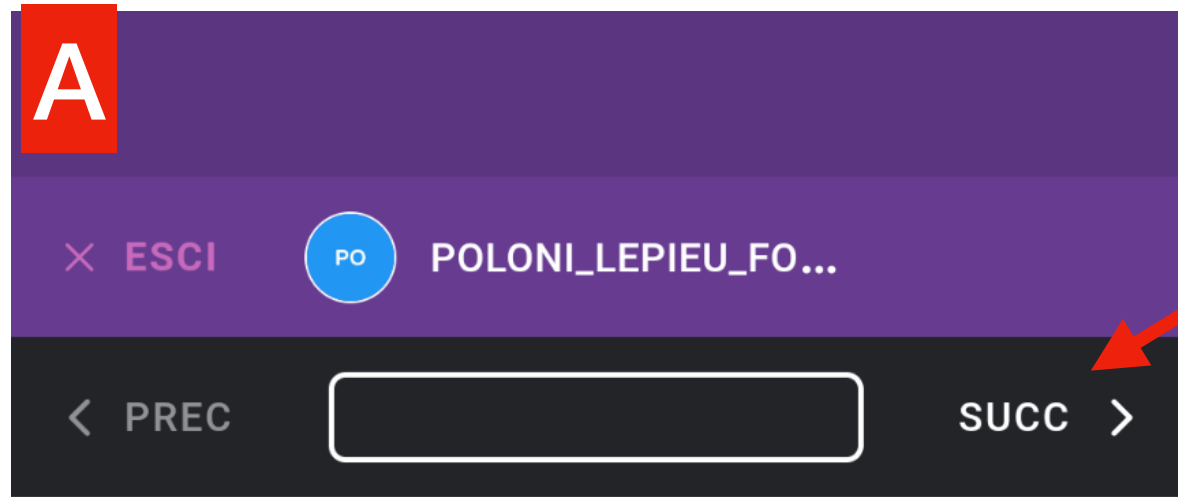
2. Type project and select



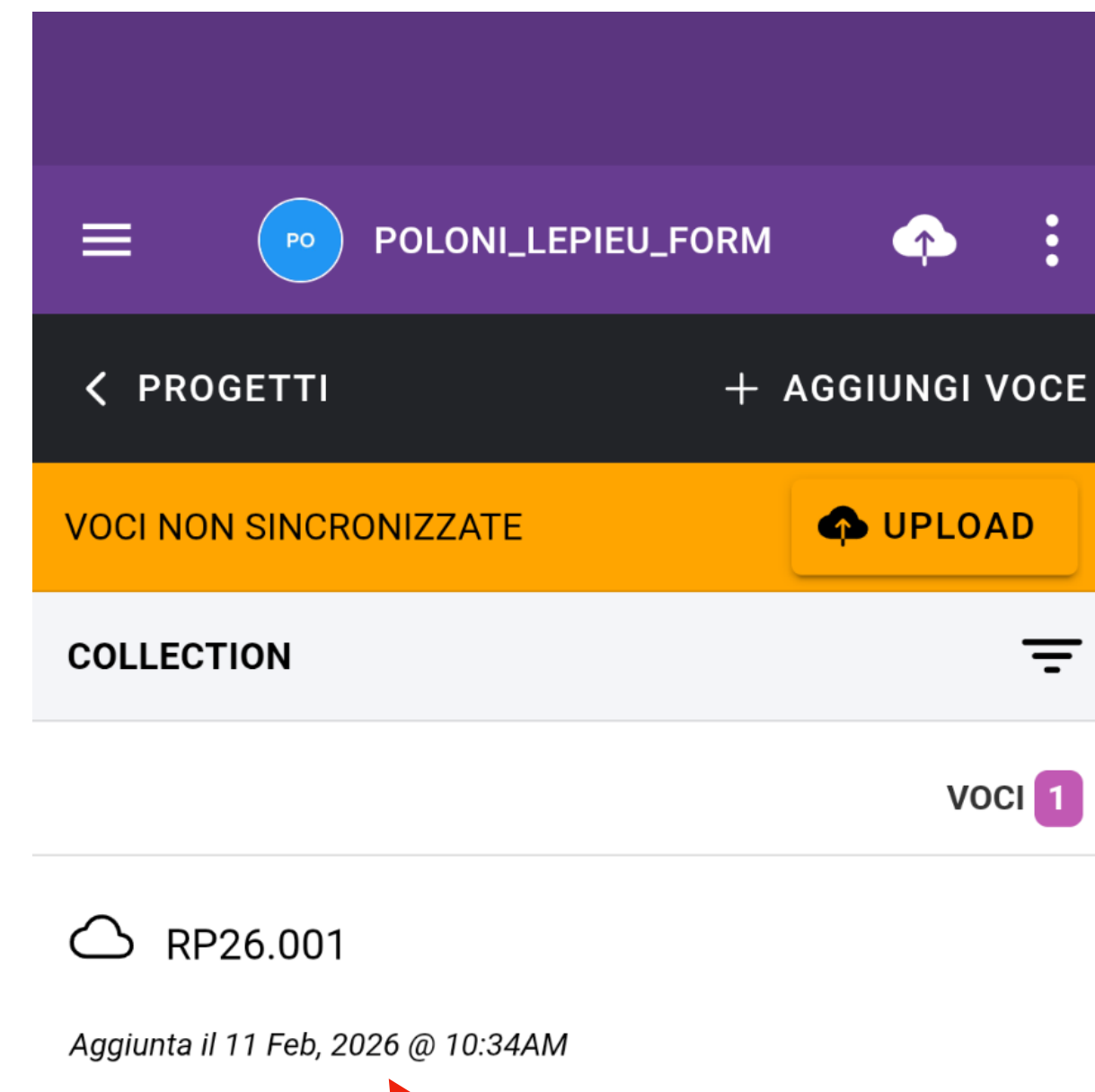
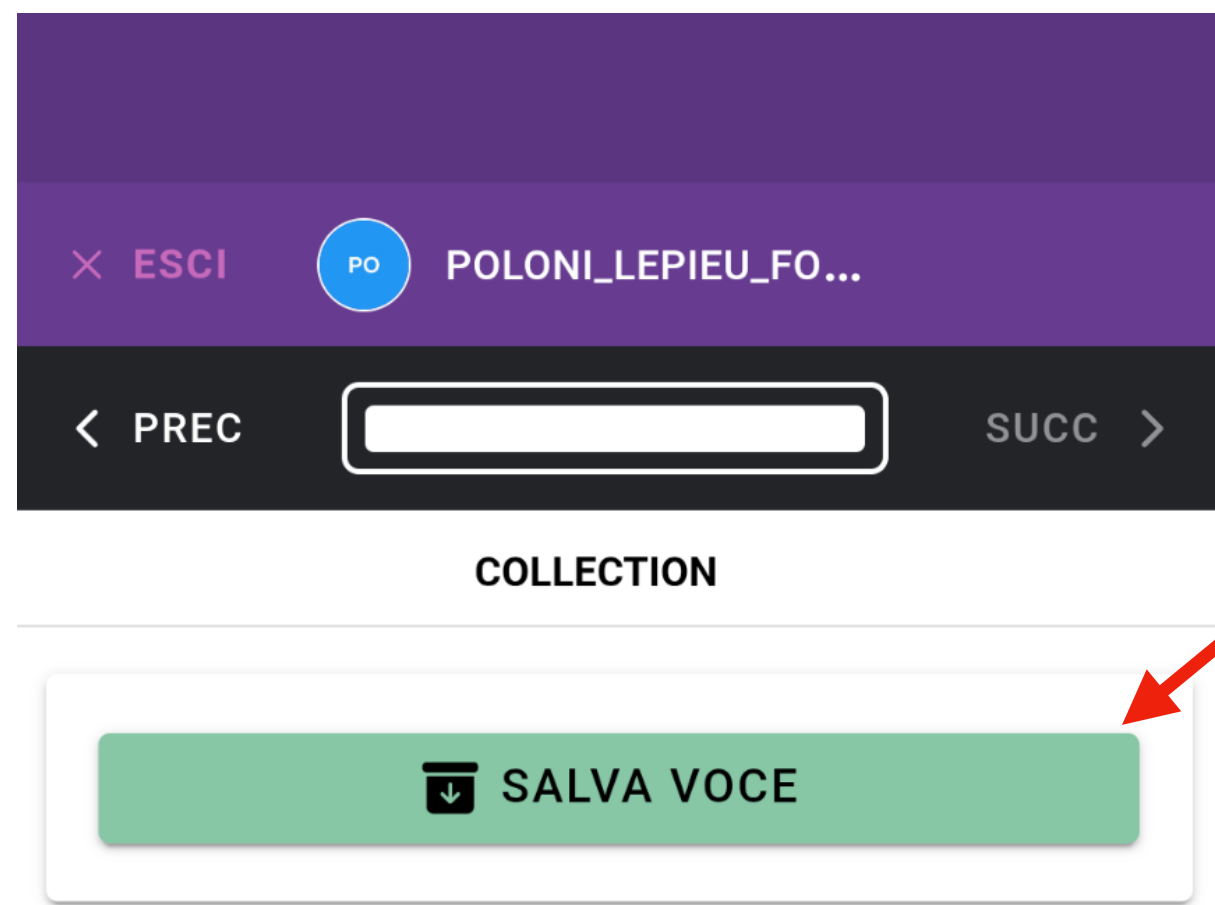
3. Add voices (every voice is a sample)



4. Add the required fields and each time press “following”

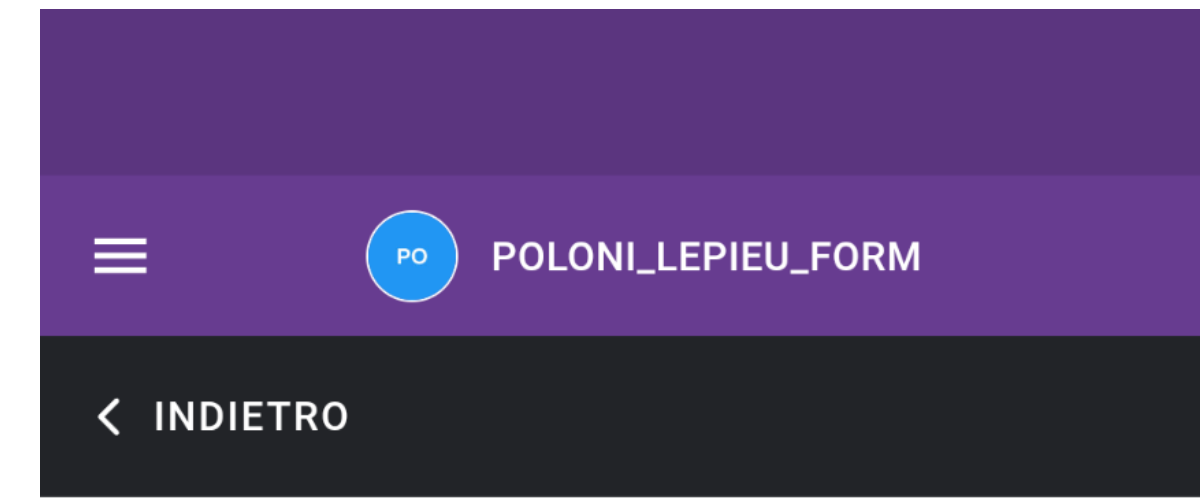
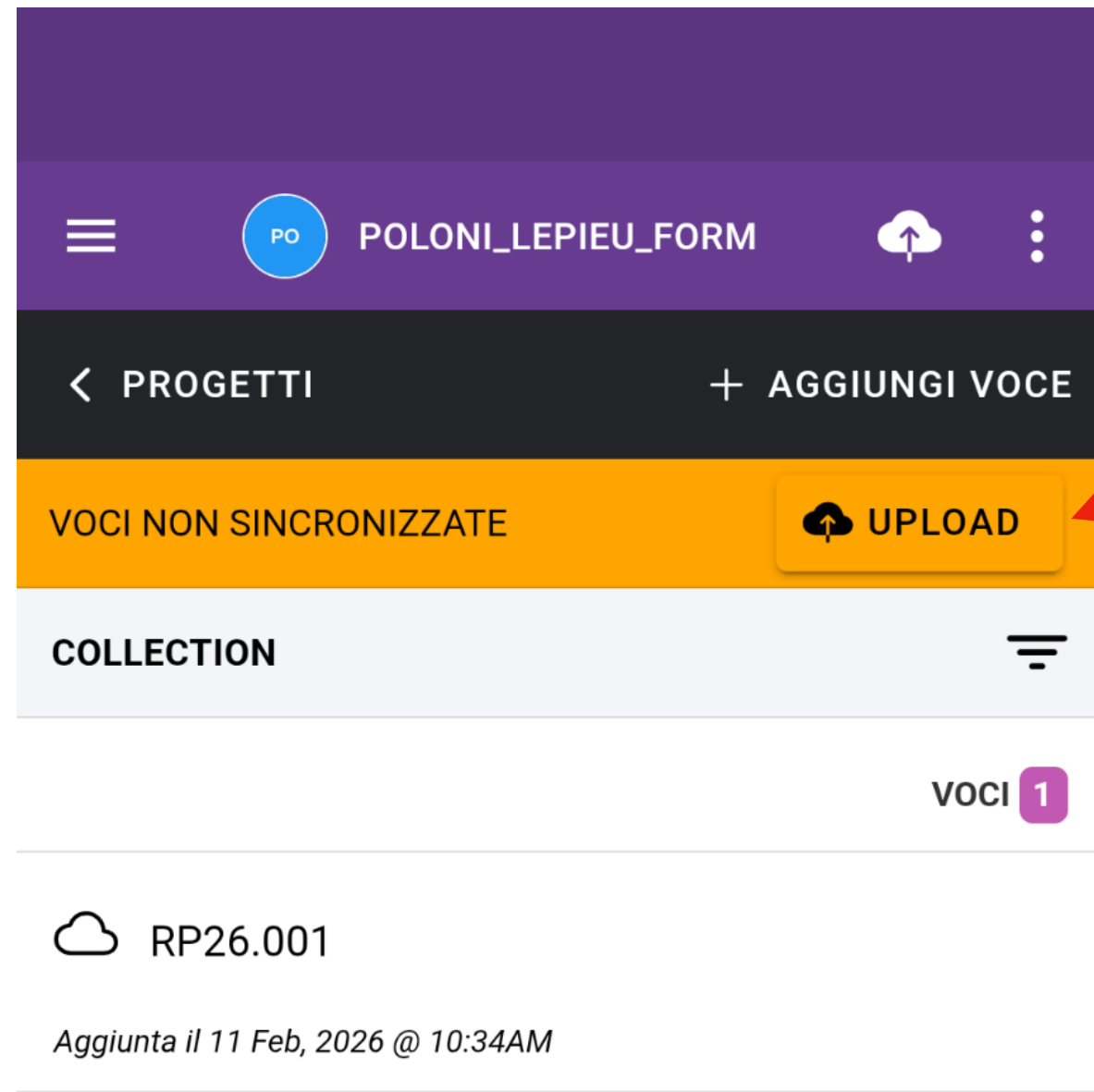


5. Save voice

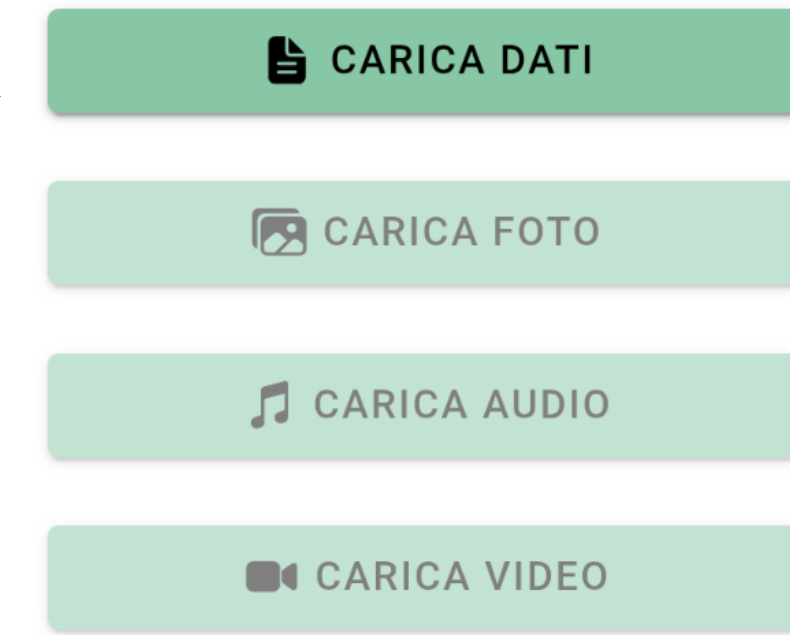


6. The sample will appear in the list

7. When you have a good internet connection, upload the voices



8. By uploading data on the server



Media files devono essere caricati separatamente

[SCOPRI DI PIÙ](#)

On your computer

Select your project (view)

My Projects

SEARCH FOR PROJECT

SHOW ALL

riccardo.poloni@gmail.com

Projects must be added manually to the mobile apps. [Learn More](#)

PO

POLONI_LEPIEU_FORM

Simple form to collect metadata associated with butterflies in the field

Role: **CREATOR**

Created: **11 Feb 2026**

active hidden public

LEAVE DETAILS **VIEW**

LE

LEPEU_EXAMPLE

Simple form to collect metadata associated with butterflies in the field

Role: **CREATOR**

Created: **15 Jan 2026**

active hidden public

LEAVE DETAILS VIEW

S2

SAMPLES 2026

Form to collect alcol samples in 2026

Role: **CREATOR**

Created: **05 Nov 2025**

active hidden private

LEAVE DETAILS VIEW

B2

BRAZIL 2025

Morpho temporal niche survey

Role: **CREATOR**

Created: **05 Nov 2025**

active hidden private

LEAVE DETAILS VIEW

DS

S2



POLONI_LEPIEU_FORM

Simple form to collect metadata associated with butterflies in the field


1 ENTRIES

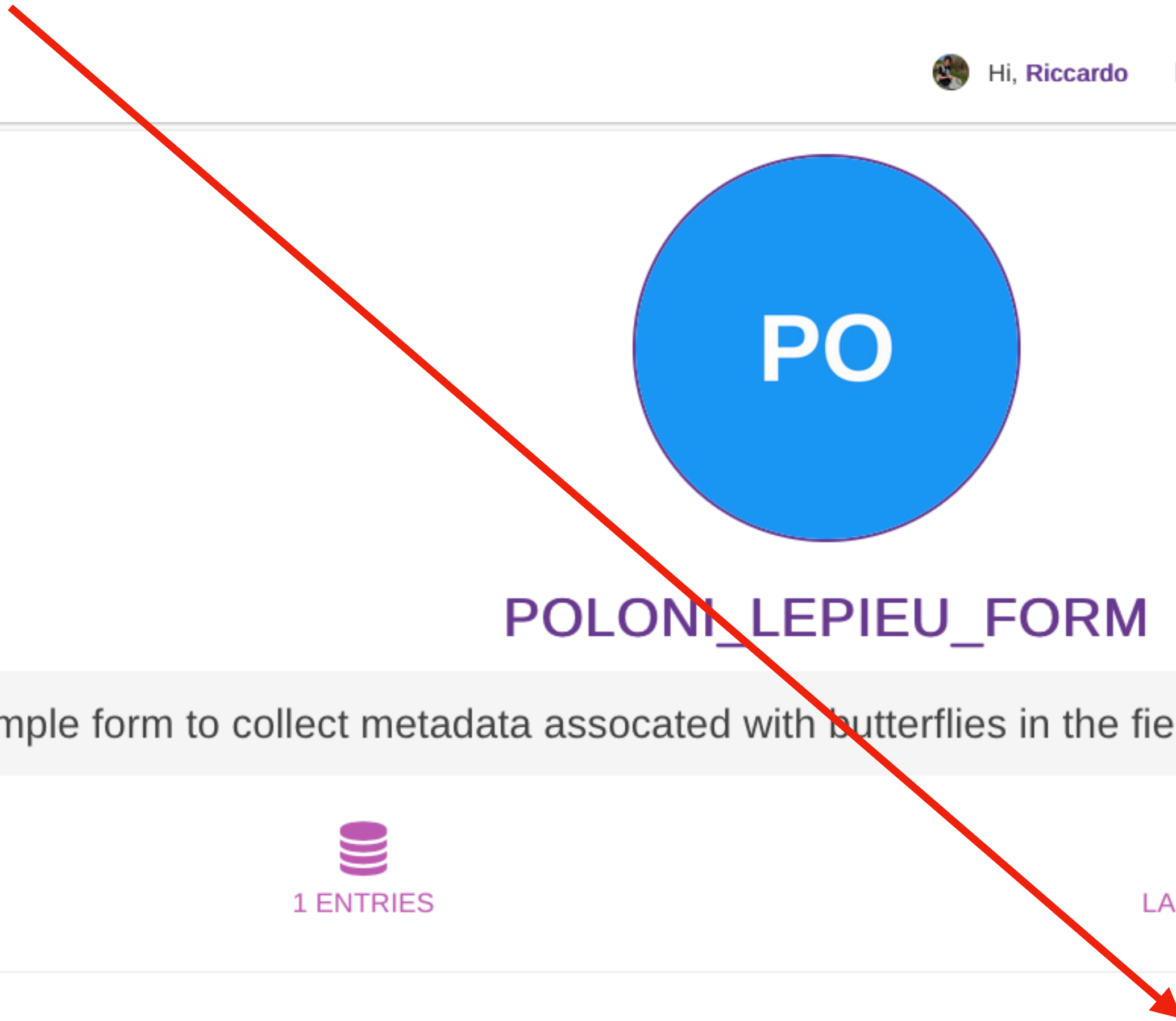

LAST ON: 11 FEB 2026

 DETAILS

 VIEW DATA

No description yet

View data



And download the table



Filter by title

FROM: 11 FEB, 26 TO: 11 FEB, 26 NEWEST ▾ X

View	Delete	Edit	Title	Created At	Code	Species	GPS	Date
			RP26.001	11th Feb, 2026	RP26.001	Anthocharis cardamines	48.848654, 2.345099	11/02/2026

It seems complicate, but once in the field it takes seconds to record each specimen and saves time (and possible mistakes) when sorting the samples, and ensures that the fundamental data are recorded in the correct form.

Now you can use the table to fill the database